

C.M.J.

Beech Mountain Lakes Association  
Architectural Control Committee  
1 Burke Drive  
Drums, PA 18222  
570-788-1010

Resolution  
Of  
Architectural Control Committee  
Of  
Beech Mountain Lakes Association  
In  
Drums, Pennsylvania

**Policy for driveway paving, driveway resurfacing  
and seal coating**

Adopted 2 March 2004  
Amended 2 May 2006, 17 August 2007, 12 May 2008


Now, therefore, let it be resolved that the Architectural Control Committee hereby adopts the following policy.


- 1) **PERMIT.** An application for a permit must be acquired from the Administration Office for the paving of driveway with a non-porous substance that does not allow penetration of water. This includes but is not limited to asphalt, concrete, and paving blocks. The cost of the permit shall be \$25.00 plus an inspection fee of \$20.00.
- 2) **SECURITY DEPOSIT.** A security deposit of \$350.00 must be paid by the paving contractor hired to install the driveway. This security deposit is refundable IF the driveway is installed according to driveway specifications. If not installed properly, the security deposit will be used to correct the violations. Security deposit must be paid at the time of application.
- 3) **SPECIFICATIONS.** Driveway must be so constructed so as not to have water runoff run onto BML streets. This can be accomplished by a) pitching driveway so water will run into swale, or b) placing grated drain near roadway to divert water into swale, or c) placing a speed bump diagonally on driveway to divert water into the swale. Driveway may have a dip/swale placed across driveway to pitch into the roadway swale. Grade driveway with applicable figure number marked on attached specification page. Driveway paving must be installed so that it meets roadway paving. Driveway paving must not extend out onto roadway paving. The intersection of the driveway paving and roadway paving must be sealed with tar.
- 4) **APPLICATION.** The application for the permit will be completed by the homeowner showing name, address and phone number of the paving contractor. After initial inspection and approval by the ACC, the home owner must come to the Administration Office and sign off that they understand and that they will comply with the specifications and criteria set forth by the ACC. One copy will then be given to the home owner, one copy will be given to the contractor and one copy to the guard at the gate. The contractor will give their copy to the guards upon entering BML to do the work so the guards can verify that the paving job for that property has been approved by the ACC. The guards will note date and time on their copy. Upon completion of paving it is the homeowners responsibility to contact administration and request an inspection by the ACC. The ACC will then make a final inspection and will either a)

refund the security deposit to the contractor or b) have remedial actions taken to correct the violations. The \$350.00 security deposit will be used to correct and remediate. If the \$350.00 deposit does not cover the cost of repair additional monies will be the joint and several responsibility of the homeowner and contractor.

- 5) **PLOT PLAN.** Permit application must be accompanied with a copy of plot plan for lot, showing location of house and area to be paved.
- 6) **SEAL COATING.** There is no permit required for seal coating of driveway.
- 7) **TOWNSHIP PERMIT.** Please check with Butler Township whether a permit is required from them.
- 8) **EFFECTIVE DATE.** The aforementioned policy shall be effective 1 April 2004, after the execution of this resolution, and amended 2 May 2006, 17 August 2007 and 12 May 2008.

**In Witness whereof**, the undersigned have executed this resolution the 1<sup>st</sup> day of April 2004, and amended 2 May 2006, 17 August 2007 and 12 May 2008.

  
\_\_\_\_\_  
Lou Mariano, Chairman

  
\_\_\_\_\_  
Axel Schulze, Secretary

BEECH MOUNTAIN LAKES ASSOCIATION, INC.  
1 BURKE DRIVE  
DRUMS, PA 18222  
(570) 788-1010 fax (570) 788-5117

PERMIT APPLICATION  
DRIVEWAY PAVING  
DRIVEWAY RESURFACING

OWNER'S NAME AND ADDRESS: \_\_\_\_\_  
\_\_\_\_\_  
\_\_\_\_\_

Lot \_\_\_\_\_ Block \_\_\_\_\_

TELEPHONE NUMBER OF OWNER:  
(\_\_\_\_) - \_\_\_\_ - \_\_\_\_\_

INSPECTION FEE	\$20.00
PERMIT FEE	\$25.00
SECURITY DEPOSIT	\$350.00

PLEASE MAKE CHECK OUT TO BEECH MOUNTAIN LAKES ASSOCIATION,  
SUBMIT WITH APPLICATION

IF THE WORK IS NOT BEING DONE BY THE OWNER, PLEASE LIST THE  
NAMES, ADDRESSES AND TELEPHONE NUMBERS OF THE CONTRACTOR(S)

\_\_\_\_\_  
\_\_\_\_\_  
\_\_\_\_\_  
\_\_\_\_\_

COMMENTS: \_\_\_\_\_  
\_\_\_\_\_  
\_\_\_\_\_

ACCEPTED BY HOMEOWNER: \_\_\_\_\_

ACCEPTED BY CONTRACTOR: \_\_\_\_\_

INITIAL INSPECTION BY ACC \_\_\_\_\_ DATE \_\_\_\_\_


FINAL INSPECTION BY ACC \_\_\_\_\_ DATE \_\_\_\_\_

## DRIVEWAY SPECIFICATIONS


Driveways must be graded properly where they meet roadway. They must be graded so that water runoff from driveway will run into swale on either side. Swales must be kept clean & maintained by homeowner.

There are several ways this can be accomplished

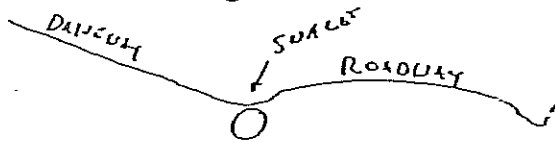
1. Drive can be sloped from one side to the other.




2. Drive can be crowned in middle to slope to either side.



A swale can be built into end of drive to align with roadway swale



4. A small beam can be placed along roadway at end of drive



A permit and inspection is required from ACC before any paving is started.

PERMIT APPLICATION APPROVED PENDING CONTRACTOR'S WATER  
RUN OFF PLAN SUBMITTAL.

---